

2018 4-H/Open HORSE SHOWS

Saginaw Fairgrounds - 9 am

\$4/class or \$30/day for 1 participant per class

Each additional horse in any given class has to pay \$4 for that class

HIGH POINT AWARDS for each Pleasure & Gymkhana division



May 19 Stoney River Riders 4-H Club

Class 15 = Reining

Judge:

Contact: Jennifer 989-661-2584

June 24 Reins On The Road 4-H Club

Class 15 = Hunter Hack

Judge:

Contact: Janet Papst 989-280-0361

June 30 Saginaw Co. 4-H Leaders

Class 15 = Ranch Pleasure

Judge:


Contact: Danielle 989-529-3686

July 14 Ready Riders 4-H Club

Class 15 = Western/English Riding Pattern

Judge:

Contact: Danielle 989-529-3686



YOUTH WALK-TROT Division is for Beginners ages 5-19 & handicap riders any age

- Can ride only in walk-trot classes
- 4-H Approved helmets required
- Can ride either English or Western

OPEN CLASSES Do not count for High Point, Riders must be age 9 or older

^ 14 Bareback on Jun.24 will run AFTER 15-Hunter Hack

* 15 OPEN Class - Patterns On Back

**17 OPEN Novice Class - Walk-Trot

Class is for novice horses or novice riders.

Not to ride in youth walk-trot classes

ATTENTION 8 & under Riders
MUST select Cloverbud Division & use CLOVERBUD back tag

^^ 6 & under must be led when on a horse or pony and use a halter under the bridle

^^16 LEADLINE — Spotters required in Show Arena During Class
 Riders will not be placed but will receive a prize

4-H Rules Apply

Coggins Required

- ◆ Age as of Jan. 1, 2018
- ◆ Approved properly fitted **HELMETS required** for English, Youth Walk-Trot, Bareback & Gymkhana
- ◆ Animals must be properly fitted & groomed, according to breed standards to participate
- ◆ For the Safety of our Children **NO DOGS & NO 1 yr & older STALLIONS**
- ◆ No alcoholic beverages allowed on site
- ◆ Show committee has the right to change or combine classes
- ◆ This show is protected under PA351, The MI Equine Activity Liability Act. Saginaw Co. 4-H, their clubs & arena owners are not responsible for injury, damage or loss on show site.

PLEASURE

- 1 Showmanship 20 & up
- 2 Showmanship 16-19
- 3 Showmanship 13-15
- 4 Showmanship 9-12
- 5 Showmanship walk-trot youth
- 6 English Equitation 20 & up
- 7 English Equitation 16-19
- 8 English Equitation 13-15
- 9 English Equitation 9-12
- 10 English Pleasure 20 & up
- 11 English Pleasure 16-19
- 12 English Pleasure 13-15
- 13 English Pleasure 9-12
- ^^14 OPEN BAREBACK
- *15 OPEN Reining -May 19
- *15 OPEN Hunter Hack -June 24
- *15 OPEN Ranch Pleasure -June 30
- *15 OPEN West-Engl Riding -July 14
- ^^16 LEADLINE -see note for 8 & under
- **17 OPEN Novice Class -walk&trot
- 18 Youth Walk-Trot Horsemanship
- 19 Western Horsemanship 20 & up
- 20 Western Horsemanship 16-19
- 21 Western Horsemanship 13-15
- 22 Western Horsemanship 9-12
- 23 Youth Walk-Trot Pleasure
- 24 Western Pleasure 20 & up
- 25 Western Pleasure 16-19
- 26 Western Pleasure 13-15
- 27 Western Pleasure 9-12

TRAIL 11am-2pm Judged in separate ring

- 28 Trail 20 & up
- 29 Trail 16-19
- 30 Trail 13-15
- 31 Trail 9-12
- 32 Trail youth WalkTrot

Break for GYMKHANA Set-up

- 33 Speed & Action Walk-Trot
- 34 Speed & Action 20 & up
- 35 Speed & Action 16-19
- 36 Speed & Action 13-15
- 37 Speed & Action 9-12
- 38 Keyhole 20 & up
- 39 Keyhole 16-19
- 40 Keyhole 13-15
- 41 Keyhole 9-12
- ^47 Stake Race Leadline
- 48 Stake Race Walk-Trot
- 49 Stake Race 20 & up
- 50 Stake Race 16-19
- 51 Stake Race 13-15
- 52 Stake Race 9-12
- 53 Cloverleaf Walk-Trot
- 54 Cloverleaf 20 & up
- 55 Cloverleaf 16-19
- 56 Cloverleaf 13-15
- 57 Cloverleaf 9-12
- 58 Flag Race 20 & up
- 59 Flag Race 16-19
- 60 Flag Race 13-15
- 61 Flag Race 9-12



Saginaw Co. 4-H

MSU is an affirmative-action, equal-opportunity employer



PATTERNS

REINING PATTERN - May 19

RANCH PLEASURE - June 30

ENGLISH & WESTERN RIDING

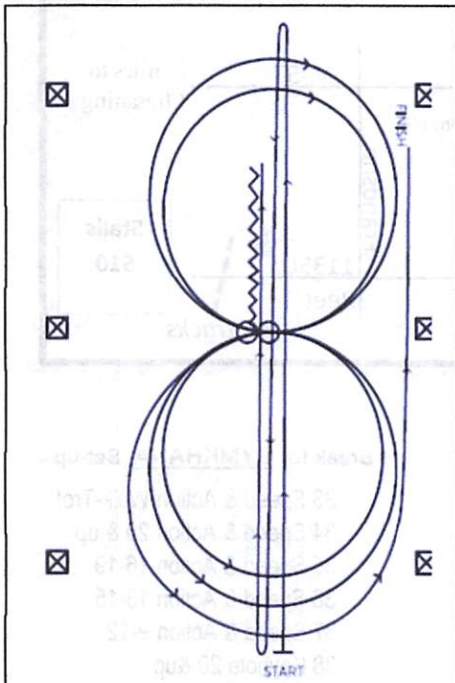
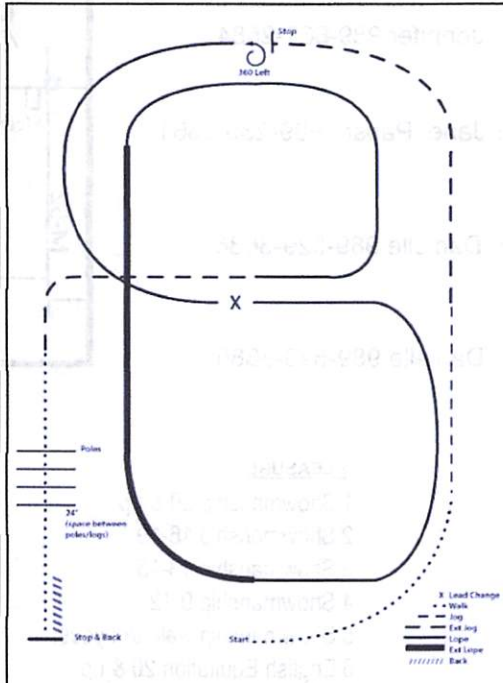


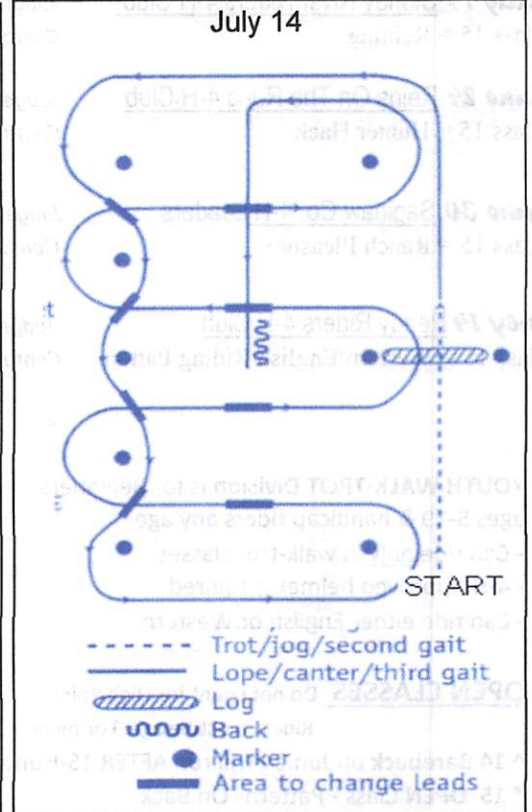
Figure 19. Reining pattern 1.



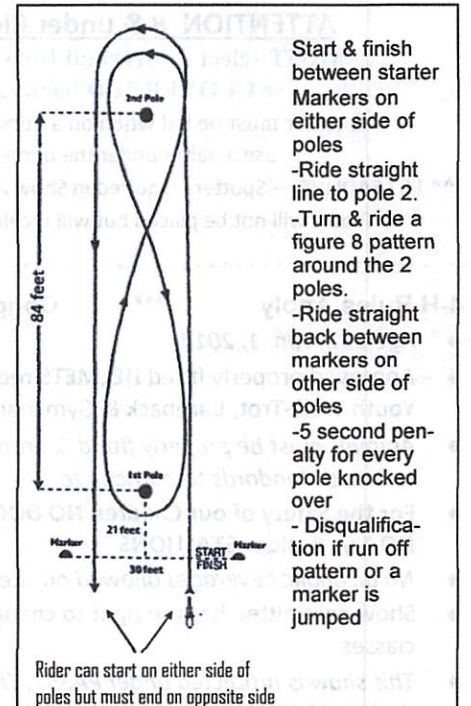
1. Walk
2. Jog
3. Extend the jog ,at the top of the arena ,stop
4. 360 turn to the left
5. Left lead 1/2 circle, lope to the center
6. Change leads (simple or flying)
7. Right lead 1/2 circle
8. Extended lope up the long side of the arena (right lead)
9. Collect back to a lope around the top of the arena and back to center
10. Break down to a jog
11. Walk over poles
12. Stop and back

REINING -PATTERN 1

1. Run with speed to far end of arena past the end marker & do left rollback - no hesitation.
2. Run to opposite end of arena past the end marker & do right rollback - no hesitation.
3. Run past center marker & do a sliding stop. Back up to center of arena or at least 10 feet (3 meters). Hesitate.
4. Complete one spin to the right. Hesitate.
5. Complete one and one-quarter spins to the left so that the horse is facing the left fence.
6. Beginning on left lead, complete 2 circles to left, with 1st circle large & fast, and 2nd circle small & slow. Change leads at center of arena.
7. Complete 2 circles to the right, with 1st circle large & fast, and 2nd circle small & slow. Change leads at center of arena.
8. Begin a large, fast circle to the left but do not close this circle. Run straight up right side of the arena past the center marker & do a sliding stop at least 20 feet (6 meters) from the fence. Hesitate to demonstrate pattern complete.
9. Dismount & drop the bridle for the judge.



STAKE RACE -All Shows



- Start & finish between starter Markers on either side of poles
- Ride straight line to pole 2.
 - Turn & ride a figure 8 pattern around the 2 poles.
 - Ride straight back between markers on other side of poles
 - 5 second penalty for every pole knocked over
 - Disqualification if run off pattern or a marker is jumped

Rider can start on either side of poles but must end on opposite side